

WIRE WINDING


FSG-DESIGN

PW55-01d

Wire wound precision Potentiometer in flat design

- Preiswertes Potentiometer in Flachbauweise im Kunststoffgehäuse
- High-resolution resistance element with caterpillar winding
- Short-circuit distances and additional taps available upon request

CE – konform



TECHNICAL DATA

Mechanical specifications

Housing material	thermoplastic
Housing diameter	55 mm
IP code of housing up to	IP30
Shaft diameter	hollow shaft 6 x 6 mm
Adjustment speed	max. 60 U/min
Torque	0.2 Ncm
Wiper without limit stops	for adjustment purposes only
Multiple execution	stackable
Resistance to compression	5–200 Hz, 10 g
Shock resistance	50 g, 6 ms
Bearing	hollow shaft, Kunststoff
Connection	faston plug
Fastening	4 mounting holes Ø 3.2 mm

Electrical specifications

Resistance element	caterpillar
Active angle	max. 350°
Resistance values	to 20 kΩ
Resistance tolerance	±0.5 %
Linearity tolerance	±0.5 %
Resolution in turns	1620
Capacity	1.5 W
Temperature coefficient	0.0017 % / °C
Temperature range	-30 °C to +80 °C
Lifetime	typical 10 Mio. Cycles*

* The lifetime depends on the application and environmental conditions.

Article master number 1573S10

Typical

APPLICATION AREAS



Ship



Rails



Automation



Logistics



Medicine



Industry

Optionally available

PROTECTIVE HOUSING

To protect against mechanical damage and extreme environmental conditions, as well as for necessary adaptation gears and additional switches, suitable housings are available in various designs.



For more information on protective housings, click here: www.fsg-sensors.de

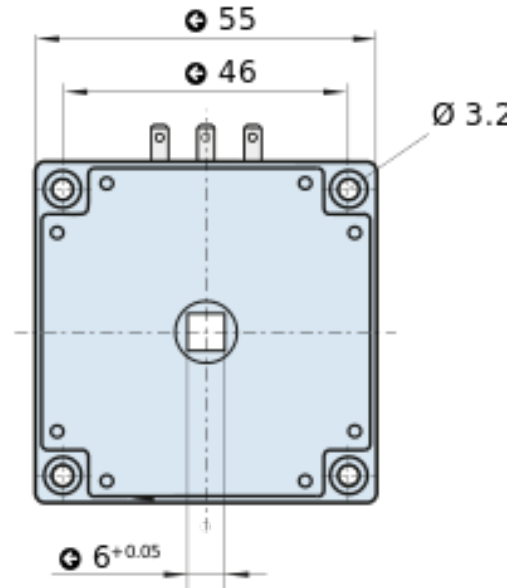
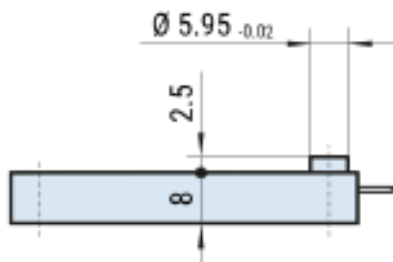


WIRE WINDING

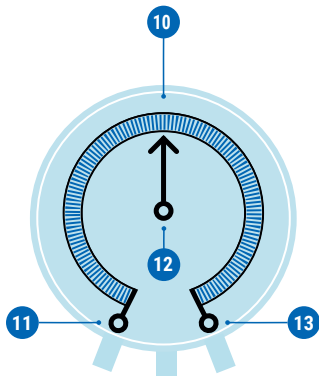
FSG-DESIGN

PW55-01d

DIMENSIONAL DRAWINGS



CONNECTION



Standard

- 11 Resistance start
- 12 Wiper
- 13 Resistance end

Optional

- 10 Additional tap

CIRCUIT VARIATIONS

Wire-wound resistive elements with shape on a painted copper wire body in single-turn or multi-turn potentiometers.



- 1 Wiper limited by stops
- 2 Wiper continuous rotation without limit stops (over 360°) only for short-up without voltage
- 3 Free arrangement of short-circuit sections
- 4 Free arrangement of taps

CONTACT

If you have any questions about this or any other FSG product, please do not hesitate to contact us.

BERLIN (HQ)
 Fernsteuergeräte Kurt Oelsch GmbH
 Jahnstraße 68 + 70
 12347 Berlin

✉ info@fsg-sensors.de
 🌐 www.fsg-sensors.de
 📞 +49 30 6291-1
 📠 +49 30 6291-277

© Fernsteuergeräte Kurt Oelsch GmbH
 No guarantee for the correctness, completeness of the contents. The product illustration may differ from original.