

CONDUCTIVE PLASTIC SYNCHRO DESIGN

PK620-16d

Precision Potentiometer with conductive plastic resistance element

- High-resolution resistance element of conductive plastic
- Short-circuit distances and additional taps available upon request
- Resistance value and active angle can be customized as desired

CE – konform



TECHNICAL DATA

Mechanical specifications

| | |
|---------------------------|-------------------------------------|
| Housing material | aluminum, anodized |
| Housing diameter | 50.8 mm |
| IP code of housing up to | IP30 |
| Shaft diameter | 6 mm |
| Adjustment speed | max. 1000 U/min. |
| Torque | 0.05 Ncm |
| Wiper without limit stops | yes |
| Multiple execution | sixfold |
| Resistance to compression | 5–200 Hz, 10 g |
| Shock resistance | 50 g, 6 ms |
| Bearing | sintered bearing |
| Connection | faston plug / solder-type terminals |
| Fastening | clamp fixing |

Electrical specifications

| | |
|-------------------------|------------------------------|
| Resistance element | conductive plastic |
| Active angle | max. 355° |
| Resistance values | to 10 kΩ |
| Resistance tolerance | ±1.5 % / ±0.1 % (on request) |
| Linearity tolerance | ±1.5 % / ±0.1 % (on request) |
| Resolution in turns | almost infinite |
| Capacity | 2 W |
| Temperature coefficient | 0.02 % / °C |
| Temperature range | -30 °C to +80 °C |
| Lifetime | typical 10–50 Mio. Cycles* |

* The lifetime depends on the application and environmental conditions.

Specific features

Additional switches, maximum of 2, fixed setting

Article master number 1575Z12

Typical

APPLICATION AREAS



Ship



Rails



Automation



Logistics



Medicine



Industry

Optionally available

PROTECTIVE HOUSING

To protect against mechanical damage and extreme environmental conditions, as well as for necessary adaptation gears and additional switches, suitable housings are available in various designs.



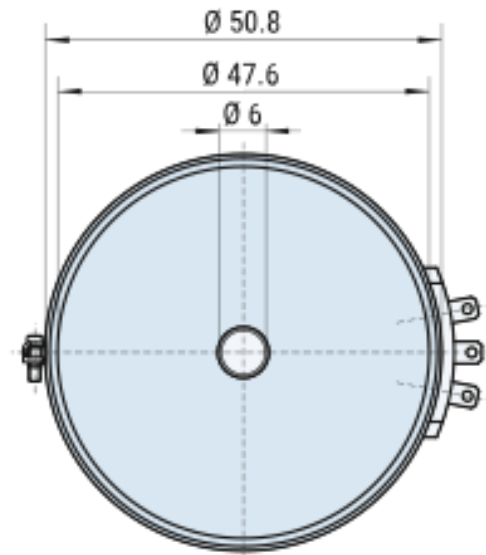
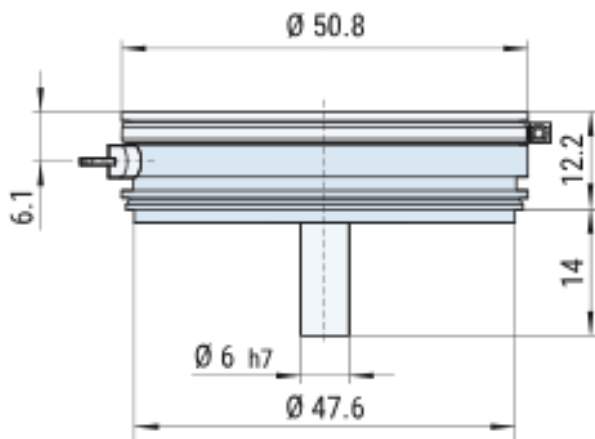
For more information on protective housings, click here: www.fsg-sensors.de



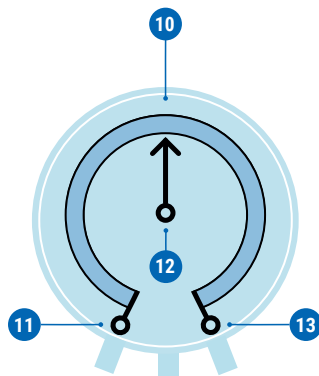
CONDUCTIVE PLASTIC SYNCHRO DESIGN

PK620-16d

DIMENSIONAL DRAWINGS



CONNECTION



Standard

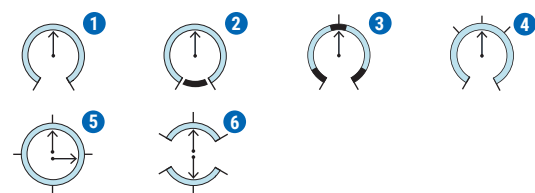
- 11 Resistance start
- 12 Wiper
- 13 Resistance end

Optional

- 10 Additional tap

CIRCUIT VARIATIONS

Wire-wound resistive elements **conductive plastic**, printed on glass fiber reinforced substrate. Maximum active angle is 355°. Smaller angles, taps, and shorted sections are available on request.



- 1 Wiper limited by stops
- 2 Wiper continues rotation over 360°
- 3 Free arrangement of shorted sections
- 4 Free arrangement of taps
- 5 Sin/cos characteristic curve
- 6 Two electrically isolated windings on a winding body, angle ≤175°

CONTACT

If you have any questions about this or any other FSG product, please do not hesitate to contact us.



BERLIN (HQ)

Fernsteuergeräte Kurt Oelsch GmbH
Jahnstraße 68 + 70
12347 Berlin

info@fsg-sensors.de
www.fsg-sensors.de
+49 30 6291-1
+49 30 6291-277

© Fernsteuergeräte Kurt Oelsch GmbH
No guarantee for the correctness, completeness of the contents. The product illustration may differ from original.